



Corporate Presentation

November 2024

Nasdaq: TSBX

Non-Confidential



Disclaimers

This presentation and any accompanying oral commentary have been prepared by Turnstone Biologics Corp. (“Turnstone”) for informational purposes only and not for any other purpose. All statements contained in this presentation and the accompanying oral commentary, other than statements of historical facts, are forward-looking statements, including: statements about our expectations regarding the potential benefits, activity, effectiveness, and safety of our Selected tumor-infiltrating lymphocyte (TIL) product candidates and programs; our expectations with regard to the design and results of our research and development programs, preclinical studies, and clinical trials, including the timing and availability of data from such trials; our preclinical, clinical, and regulatory development plans for our Selected TIL product candidates and programs, including the timing or likelihood of regulatory filings and approvals for our Selected TIL product candidates; our ability to maintain existing, and establish new, strategic collaborations, licensing, or other arrangements; our ability to improve process to improve manufacturing processes; and our business strategy. These statements involve substantial known and unknown risks, uncertainties and other factors that may cause our actual results, timing of results, levels of activity, performance, or achievements to be materially different from the information expressed or implied by these forward-looking statements. These risks and uncertainties include those factors discussed in the Quarterly Report on Form 10-Q filed with the U.S. Securities and Exchange Commission (“SEC”) on August 14, 2024, under the heading “Risk Factors,” and other documents Turnstone has filed, or will file, with the SEC. These filings, when available, are available on the investor relations section of our website at ir.turnstonebio.com and on the SEC’s website at www.sec.gov.

New risks emerge from time to time. It is not possible for our management to predict all risks, nor can we assess the impact of all factors on our business or the extent to which any factor, or combination of factors, may cause actual results to differ materially and adversely from those anticipated or implied in the forward-looking statements. We may not actually achieve the plans, intentions, or expectations disclosed in our forward-looking statements, and you should not place undue reliance on our forward-looking statements. Actual results or events could differ materially from the plans, intentions and expectations disclosed in the forward-looking statements we make. The forward-looking statements in this presentation represent our views as of the date of this presentation. We anticipate that subsequent events and developments will cause our views to change. However, while we may elect to update these forward-looking statements at some point in the future, we have no current intention of doing so except to the extent required by applicable law. Except as required by law, none of Turnstone, its affiliates or any of their respective employees, directors, officers, contractors, advisors, members, successors, representatives or agents makes any representation or warranty as to the accuracy or completeness of any information contained in this presentation and shall have no liability for any representations (expressed or implied) contained in, or for any omissions from, this presentation.

This presentation contains trademarks, service marks, trade names and copyrights of Turnstone and other companies which are the property of their respective owners.

This presentation discusses product candidates that are under clinical study and which have not yet been approved for marketing by the U.S. Food and Drug Administration. No representation is made as to the safety or effectiveness of these product candidates for the uses for which they are being studied.

This presentation also contains estimates and other statistical data made by independent parties and by us relating to market size and growth and other data about our industry. This data involves a number of assumptions and limitations, and you are cautioned not to give undue weight to such estimates. In addition, projections, assumptions, and estimates of our future performance and the future performance of the markets in which we operate are necessarily subject to a high degree of uncertainty and risk.

This presentation shall not constitute an offer to sell or the solicitation of an offer to buy securities, nor shall there be any sale of securities in any state or jurisdiction in which such offer, solicitation or sale would be unlawful prior to registration or qualification under the securities laws of any such state or jurisdiction.



OUR MISSION

Profoundly transform the treatment paradigm for patients with a broad range of **solid tumors** with **next-generation TIL therapies** that overcome the limitations of current treatment options



Solid Tumors Represent a Serious Unmet Medical Need

Approximately 90% of all new cancers per year are solid tumors

In the U.S. Each Year

1.6M

new cancer patients¹

500K

deaths with low long-term survival¹

90%+


mortality in metastatic disease²

New Therapeutic Options Urgently Needed

Checkpoint inhibitors only benefit a fraction of cancer patients³

Targeted and other cell therapies have shown only limited success

One FDA approved TIL therapy and only in advanced melanoma⁴



¹National Cancer Institute's Surveillance, Epidemiology, and End Results (SEER), accessed March 2024; ²Cancer Metastasis: Guan X. Cancer Metastases: Challenges and Opportunities. Acta Pharm Sin B. 2015 Sep;5(5):402-18.;

³Haslam A, Prasad V. Estimation of the Percentage of US Patients With Cancer Who Are Eligible for and Respond to Checkpoint Inhibitor Immunotherapy Drugs. JAMA Netw Open. 2019 May 3;2(5):e192535.;

⁴United States Food and Drug Administration (US FDA) approval granted on 02/16/2024; [News release](#)

Turnstone's Next-Generation TILs Are Designed to Address Solid Tumors of High Unmet Medical Need

Amtagvi 1st generation bulk TIL therapy is the first cell therapy approved for solid tumors

FDA NEWS RELEASE
FDA Approves First Cellular Therapy to Treat Patients with Unresectable or Metastatic Melanoma

For Immediate Release: February 16, 2024

Amtagvi is solely indicated for **metastatic melanoma** and bulk TILs have generally **failed to show success in other solid tumors**

Next-generation selected TILs are designed to confer more targeted and potent tumor killing

Science²

Cancer Immunotherapy Based on Mutation-Specific CD4+ T Cells in a Patient with Epithelial Cancer

Eric Tran,¹ Simon Turcotte,^{1*} Alena Gros,¹ Paul F. Robbins,¹ Yong-Chen Lu,¹ Mark E. Dudley,^{1†} John R. Wunderlich,¹ Robert P. Somerville,¹ Katherine Hogan,¹ Christian S. Hinrichs,¹ Maria R. Parkhurst,¹ James C. Yang,¹ Steven A. Rosenberg^{1‡}

Journal of Clinical Oncology³

Breast Cancers Are Immunogenic: Immunologic Analyses and a Phase II Pilot Clinical Trial Using Mutation-Reactive Autologous Lymphocytes

Nikolaos Zacharakis, PhD¹; Lutfi M. Huq, BA¹; Samantha J. Seitter, DO¹; Sanghyun P. Kim, PhD¹; Jared J. Gartner, MSc¹; Sivasish Sridhar, MSc¹; Victoria K. Hill, PhD¹; Yong F. Li, BS¹; Binan C. Pan, PhD¹; Sayajit Ray, PhD¹; Bilal Gasmi, MD¹; Chyi-chia Lee, MD, PhD¹; Todd D. Prickett, PhD¹; Maria R. Parkhurst, PhD¹; Paul F. Robbins, PhD¹; Michelle M. Langhan, BS¹; Thomas E. Shelton, BS¹; Anup Y. Parikh, MD¹; Shoshana T. Levi, MD¹; Jonathan M. Hernandez, MD¹; Chuong D. Hoang, MD¹; Richard M. Sherry, MD^{1*}; James C. Yang, MD¹; Steven A. Feldman, PhD^{1*}; Stephanie L. Goff, MD¹; and Steven A. Rosenberg, MD, PhD^{1‡}


Turnstone's Selected TILs aim to harness a more reactive T cell population to drive efficacy in broader solid tumor types

Selected TILs Have Potential for More Targeted Tumor Killing

*Tumor-reactive T cells
can contribute to tumor killing*

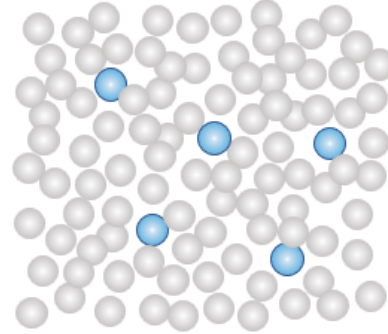
Solid Tumors

Starting materials for solid tumors typically have small number and proportion of tumor-reactive T cells



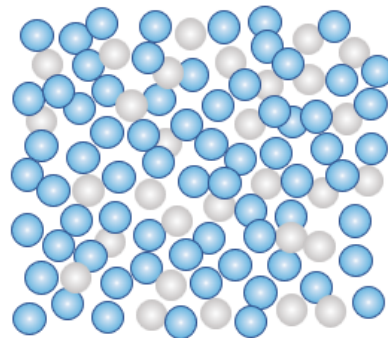
Tumor-Reactive T Cells ●
Suppressive Bystander Cells ●

Bulk TILs: Non-specific expansion of all cells



- 10⁹+ cells with low number and proportion (reported median < 3%) of on target tumor-reactive T cells
- Large number and proportion of suppressive bystander cells
- **Inefficient tumor killing observed to date**

Selected TILs: Specific expansion of tumor-reactive T cells

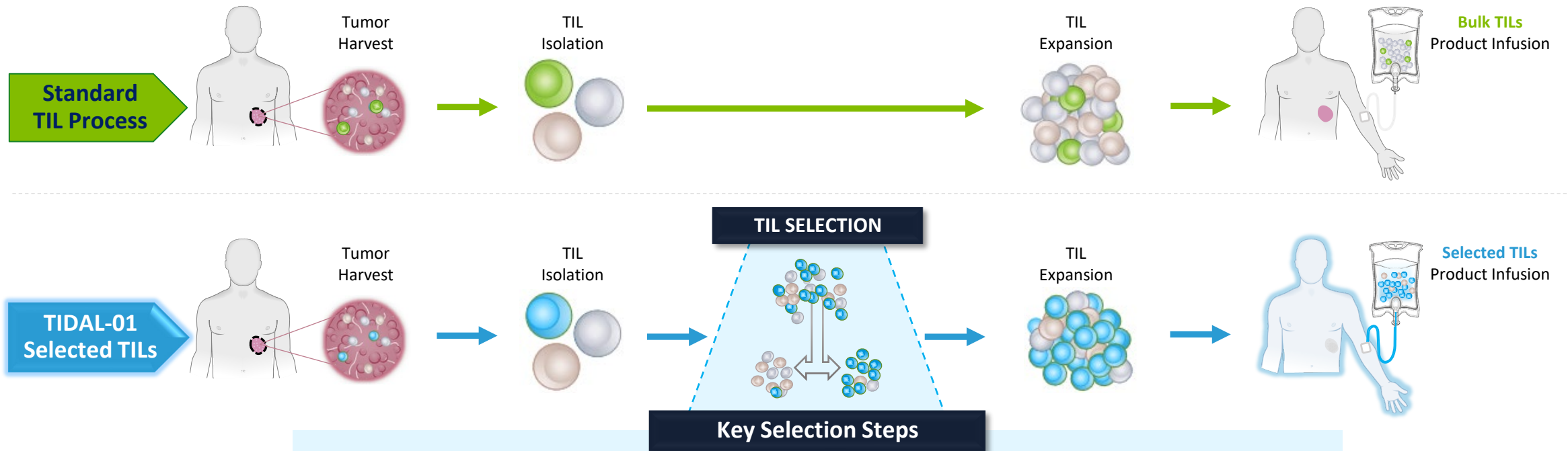


- 10⁹+ cells with large number and proportion of on-target tumor-reactive T cells
- Low number and proportion of suppressive bystander cells
- **Potential for targeted tumor killing**

TIDAL-01 Process

Designed to select more potent population of T cells

The TIDAL-01 process is similar to standard bulk TILs but includes selection step designed to create product with significantly higher proportion of tumor-reactive T cells for more effective tumor killing



Turnstone Leadership Team

Proven experience across all areas and stages of drug development



Sammy Farah, MBA, PhD
Chief Executive Officer

- 20+ years of scientific, business and executive management experience in the biotech industry.
- Held senior positions at **Merck**, **Immune Design**, and **Synthetic Genomics**.
- Previously at **Versant Ventures** specializing in biotechnology investing and new company formation.



Saryah Azmat
Chief Operating Officer

- 10+ years of experience in biopharma business development, corporate strategy and capital formation.
- Former Global Lead for Oncology Search & Evaluation at **Bristol-Myers Squibb**, executing over 15 major transactions from preclinical to clinical development.



Michael Fitch, PhD
SVP, Manufacturing

- 18+ years of biotechnology and pharmaceutical industry experience.
- Key expertise in cell therapy technical operations, CMC, and manufacturing.
- Served as CMC Operations Lead at **Kite Pharma/ Gilead Sciences** supporting in the approval Yescarta and successful regulatory submissions for other cell therapies.



David Stojdl, PhD
SVP, Research and Discovery

- 20+ years of research and drug development expertise spanning cell therapy, cancer biology, drug discovery, virology, and translational science.
- Co-founded **Turnstone Biologics** in 2014.
- Co-founded **Jennerx Biotherapeutics** which was later acquired by **SillaJen Biotherapeutics**.



Ines Verdon, MD
SVP, Clinical Development

- 20+ years of academic and pharmaceutical industry experience.
- Joined from **Rubius Therapeutics** where she was VP of Clinical Development, developing cellular therapies for advanced solid tumors.
- Previously at **Sierra Oncology** as medical lead for several oncology programs across all stages of clinical development.



Wendy Worcester, CPA
VP, Principal Finance and Accounting Officer

- 20+ years of financial and accounting industry experience.
- Joined from **Gateway Genomics** and played a key role in completing Turnstone's IPO in 2023 and building its Finance organization.
- Certified Public Accountant (CPA)(inactive) and has held the Chartered Financial Analyst (CFA) designation.



Turnstone External Network

Supported by prominent scientific and corporate advisors and collaborators



Malcolm Brenner, MD, PhD
Professor, Center for Cell and Gene Therapy
Baylor College of Medicine



Alan Melcher, PhD
Team Leader, Translational Immunology
The Institute of Cancer Research



Vijay Chiruvolu, MBA, PhD
Former CTO
Turnstone Biologics / Instil Bio / Kite Pharma



James Mulé, PhD
Associate Center Director of Translational Science
Moffitt Cancer Center



Bernard Fox, PhD
Chief, Laboratory of Molecular and Tumor Immunology
Providence Cancer Institute



Robert Seder, MD
Chief, Cellular Immunology Section Vaccine Research Center
National Institutes of Health



Tassos Gianakakos, MBA
Former CEO
MyoKardia



Eric Tran, PhD
ACT Laboratory Lead
Providence Cancer Institute





Adrian Hill, PhD
Director, The Jenner Institute
University of Oxford



Simon Turcotte, MD, MSc
Associate Professor of Surgery;
Lead of Adoptive T Cell Cancer Immunotherapy Program
University of Montreal Hospital Research Centre (CRCHUM)

Turnstone Pipeline

Opportunity to address broad set of solid tumor patient populations

Program	Product Overview	Key Indications	Preclinical	Phase 1	Phase 2	Phase 3	Next Anticipated Milestone
Selected TILs	TIDAL-01	Tumor-reactive Selected TILs	CRC; HNSCC; Uveal melanoma				Clinical program update in 1H 2025
			CRC; HNSCC; Uveal melanoma	Moffitt Collaboration* 			

*Two concurrent investigator sponsored trials at Moffitt Cancer Center
CRC = Colorectal cancer; HNSCC = Head and neck squamous cell carcinoma



TIDAL-01 Initial Clinical Data

Turnstone is Pioneering Advancements in Selected TIL Therapy

Turnstone is building on success of TIL therapy in melanoma by developing **next-generation Selected TILs** to address additional high-medical need solid tumors



TIDAL-01 is enrolling in multiple Phase 1 trials in solid tumors including CRC, head and neck cancer, and uveal melanoma



Initial interim data in CRC demonstrated promising clinical evidence and supports our biological hypothesis



Results to date help to **focus our strategy** for manufacturing and future clinical development to advance new treatment for metastatic CRC

TIDAL-01 Phase 1 Clinical Trials in Advanced Solid Tumors



Phase 1 Study

Demonstrate the safety, biology, initial efficacy and manufacturing feasibility of TIDAL-01 in a Phase 1, first-in-human, non-randomized, open-label, single-dose study in patients with advanced solid tumors



Design

TIDAL-01 TIL viable cells: $\geq 1 \times 10^9$
High dose IL-2 (consistent with Bulk TIL doses)

TIL Manufacturing



**a-PD1 combination in STARLING clinical trial and in CRC and head and neck Cancer under Moffitt investigator-sponsored trials; Patients will also be receiving pembrolizumab as their anti-PD-(L)1 treatment two weeks after the TIDAL-01 infusion. Pembrolizumab will be dosed every three weeks until confirmed progressive disease or CR.*



Objectives

Primary Objective:

- Safety and tolerability

Key Secondary Objectives:

- Overall response rate (ORR)
- Duration of response (DoR)

Phase 1 Clinical Trials in Multiple Tumor Types Are Ongoing



Turnstone-sponsored trial (**STARLING**)
enrolling across 10+ clinical sites

- Colorectal cancer (CRC)
- Head and neck cancer (HNSCC)
- Uveal melanoma



The initial clinical data comprises the **first 4**
evaluable CRC patients from the **STARLING** trial



Two investigator-sponsored trials in
collaboration with Moffitt Cancer Center

- Colorectal cancer (CRC)
- Head and neck cancer (HNSCC)
- Uveal melanoma

Lead Indication: Colorectal Cancer

2nd Leading Cause of
U.S. Cancer Deaths¹

3rd most commonly
diagnosed cancer²

153K expected new
cases this year³

53K number of deaths
expected in 2024⁴

Difficult-To-Treat Tumor
Unresponsive To Most
Immune-Based Therapies

Immunologically “cold”
tumor characterized by
low tumor mutational
burden (TMB)

TURNSTONE
BIOLOGICS

We believe the key to
overcoming challenges of CRC
and other “cold” tumors is
**increasing the number of on-
target tumor-reactive T cells**
which is the foundation for
Turnstone’s Selected TIL therapy

Limited New Therapies in Development for Metastatic CRC

Dearth of Options in Development for Metastatic MSS CRC

- Little to no novel treatment options or new modalities in development for large population of metastatic MSS¹ CRC patients
- Promising data for immunotherapies, particularly for anti-CTLA4 (including modified / enhanced versions) ± anti-PD-1 in advanced development for CRC have been limited to:
 - MSI² CRC (immune sensitive) where anti-PD-1 already approved as first line treatment
 - Local (non-metastatic) CRC in neoadjuvant setting
 - MSS mCRC without active liver metastases (which are highly prevalent in CRC patients)

Bulk TILs Have Not Demonstrated Clinical Benefit in CRC



Efficacy and safety of autologous tumor-infiltrating lymphocytes in recurrent or refractory ovarian cancer, colorectal cancer, and pancreatic ductal adenocarcinoma

MDACC - Rodabe et al.; JITC 2024

- 2024 MDACC publication showed 0 responses in 8 patients with recurrent / metastatic CRC treated with bulk TILs
- Historical NCI data³ in 50+ patients treated with bulk TILs across various solid tumors (including CRC, Bile Duct, Pancreas, Breast, Gastric) demonstrated no clinical success

1. MSS indicates Microsatellite Stable form of CRC which is typically non-responsive to checkpoint inhibitors and represents up to 95% of metastatic colorectal cancer patients

2. MSI indicates Microsatellite Instable form of CRC which can be responsive checkpoint inhibitors and represents approximately 5% of metastatic colorectal cancer patients

3. Rosenberg AACR 2020 / NCT01585428

Academic Clinical Studies with Selected TILs in Metastatic CRC Provide Evidence of Activity



T-Cell Transfer Therapy Targeting Mutant KRAS in Cancer

Eric Tran, Ph.D., Paul F. Robbins, Ph.D., Yong-Chen Lu, Ph.D., Todd D. Prickett, Ph.D., Jared J. Gartner, M.Sc., Li Jia, M.Sc., Anna Pasetto, Ph.D., Zhili Zheng, Ph.D., Satyajit Ray, Ph.D., Eric M. Groh, M.D., Isaac R. Kriley, M.D., and Steven A. Rosenberg, M.D., Ph.D.

NCI - Tran et al; NEJM 2016

In the single patient NCI study published in NEJM in 2016 by Tran et al., selected TILs demonstrated **a deep and durable PR in metastatic CRC**



Article

<https://doi.org/10.1038/s41591-024-03109-0>

Adoptive transfer of personalized neoantigen-reactive TCR-transduced T cells in metastatic colorectal cancer: phase 2 trial interim results

Received: 22 January 2024

Accepted: 4 June 2024

Maria Parkhurst¹, Stephanie L. Goff¹, Frank J. Lowery, Rachel K. Beyer, Hyunmi Halas, Paul F. Robbins², Todd D. Prickett, Jared J. Gartner³, Sivasish Sindiri, Sri Krishna⁴, Nikolaos Zacharakis, Lien Ngo, Satyajit Ray.

NCI – Parkhurst et al; NatMed 2024

In NCI study published in NatMed in July 2024 by Parkhurst et al., selected TILs used to generate product for 7 metastatic **MSS CRC patients resulted in 3 deep PRs**

Turnstone's preliminary data combined with academic clinical studies with selected TILs create compelling emerging picture of the very promising potential of selected TILs to treat metastatic CRC

Colorectal Cancer Represents Large Medical Need and Significant Market Opportunity

Advanced metastatic MSS CRC (MSS mCRC) is typically treated with chemotherapy (FOLFIRI/FOLFOX) +/- combination with bevacizumab or anti-EGFR, but resistance to chemotherapy is inevitable^{1,2}

Targeted therapies are available, however most MSS mCRC patients do not have actionable mutations²

Biomarker	Frequency
BRAF-V600E	5-10%
HER2 Overexpression	2-3%
KRAS-G12C	3%

For patients lacking actionable mutations, OR that fail targeted therapies, treatment efficacy outcomes after exhausting chemotherapy are poor³⁻⁵

ORR	1 - 6 %
mPFS	2.0 - 5.6 months
mOS	6.4 - 10.8 months



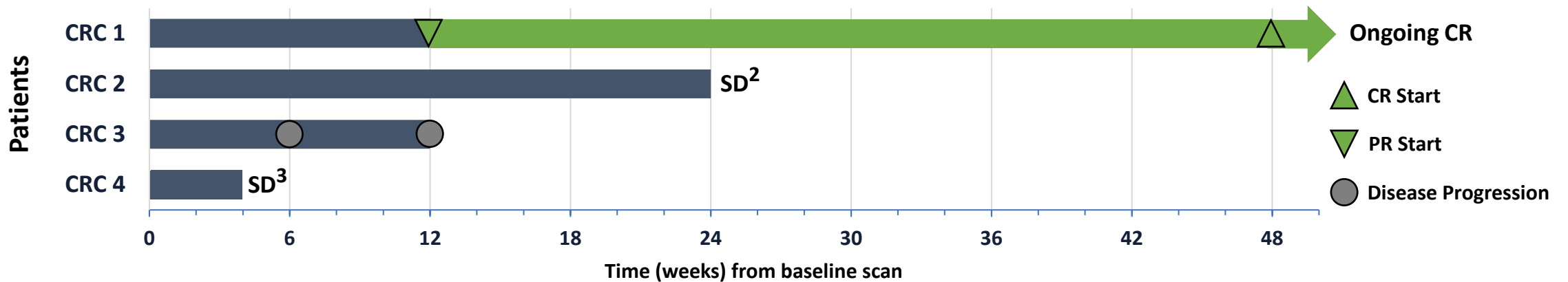
This represents the total patient population being treated with TIDAL-01 in current Phase 1 trials

Promising Initial Results in MSS mCRC Patients Observed in TIDAL-01

4 MSS mCRC patients evaluable for response¹

- One patient with deep and durable confirmed Partial Response (PR) that converted into Complete Response (CR) at last scan at week 48
- One patient with confirmed Stable Disease (SD) at last scan at week 24

Patient	Best Response (based on independent central reads)
CRC 1	Complete response (Week 48)
CRC 2	Stable disease (Week 24)
CRC 3	Progressive disease (Weeks 6 and 12)
CRC 4	Stable disease (Week 4)



Ongoing response and SD are notable in relapsed MSS mCRC population, where patients often have almost no viable treatment options⁴⁻⁶

1. Six MSS mCRC patients were dosed on STARLING but one was lost to follow-up (not evaluable for response), one patient scan data pending as of data cut-off on August 14 2024. 2. Patient is off study and started new treatment in consultation with treating physician. 3. Only one scan available for patient with a central scan reading of SD at week 4, patient has been off study since. 4. Grothey A, et al. [Lancet](#). 2013; 381: 303-312. 5. Prager GW, et al. [N Engl J Med](#) 2023;388:1657-66. Dasari, A et al. [Lancet](#) 2023; 402: 41-53.

CRC Patient 1: Treating Advanced Disease in 3rd Line MSS mCRC

Progressed after 2 lines of prior standard chemotherapy regimens and in need of new treatment option



- 55-year-old female
- Diagnosed August 2021 with Stage IIIb node-positive CRC
- MSS CRC with no actionable mutations (KRAS/NRAS/BRAF wild type)
- 30 pack year smoker, shortness of breath, neuropathy from chemotherapy, PE, GERD

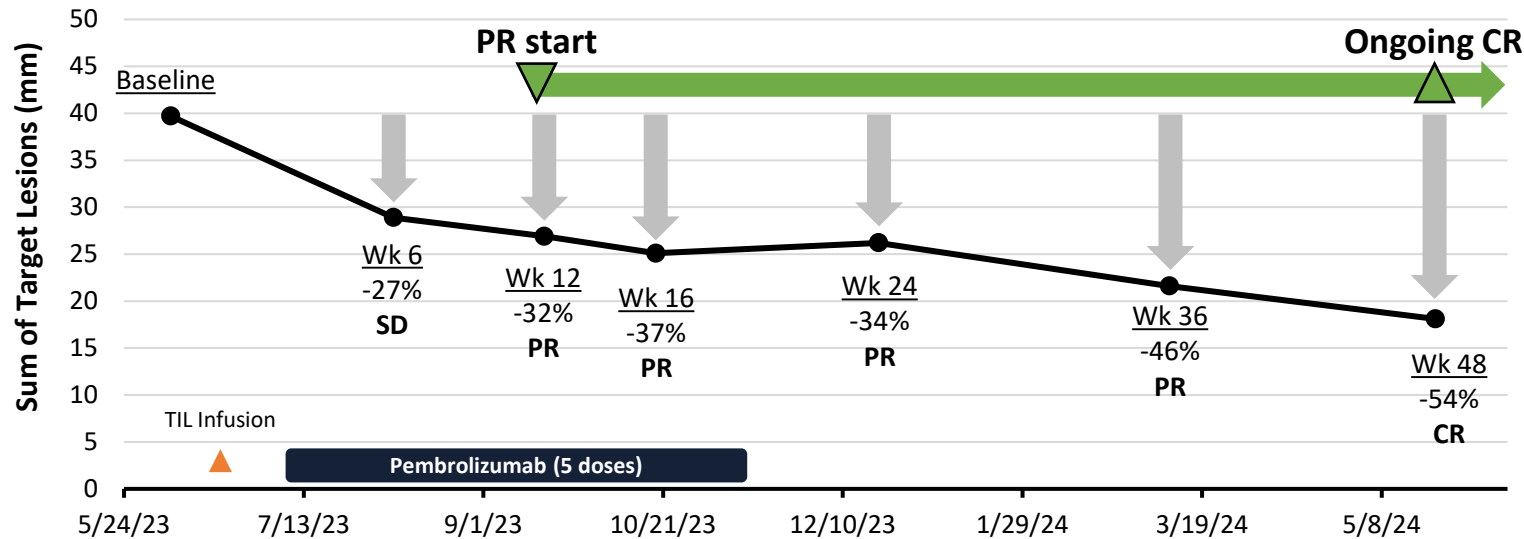


Date	Patient Treatment History
8/21	Neoadjuvant chemoradiotherapy
11/21	1L FOLFOX for 3 months until PD (new retroperitoneal nodes)
5/22	2L FOLFIRI + bevacizumab for 2 months with SD
9/22	Surgery (low anterior resection)
3/23	Mediastinal, liver and lung metastases

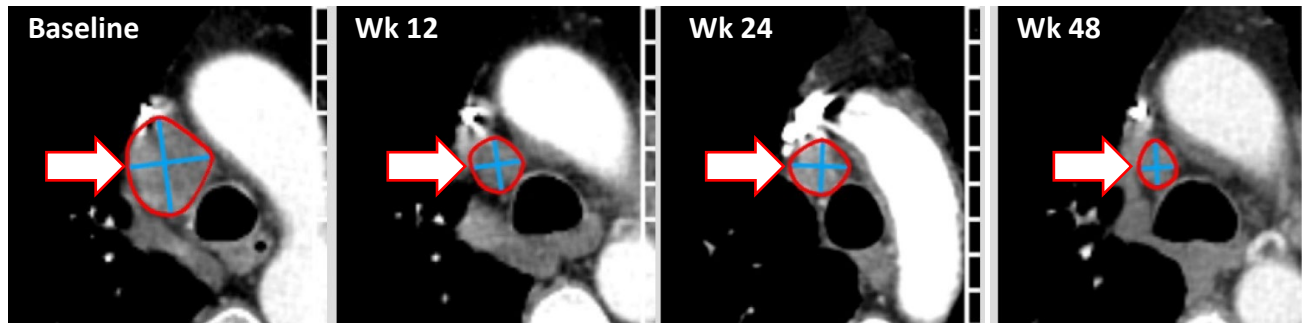
Note: patient also received bridging therapy of 2 cycles FOLFIRI+ panitumumab prior to washout period and receiving TIDAL-01

CRC Patient 1: Complete Response in MSS mCRC with Continuing Durability Through 48 Weeks

Change in Tumor Burden Over Time



Target Lesion 1 (mediastinal lymph node)

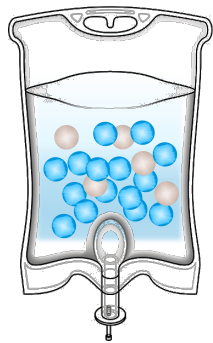


- **Central scan reported PR starting at 12 weeks that deepened over time and converted into CR at 48 weeks**
- **Circulating tumor DNA declined to zero and has remained negative as of last ctDNA reading at week 36**
- Response has been durable and patient has been **progression free for one year**
- Patient reported **feeling clinically well and had her stoma reversed**

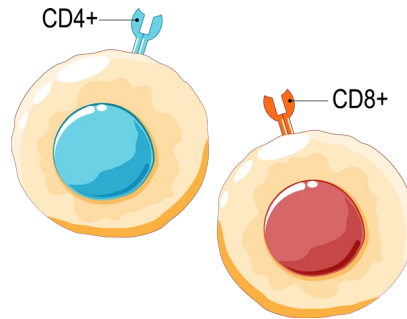
CRC Patient 1: Product Characterization and Translational Data Support Biological Hypothesis for Selected TILs

Selected TIL product for CRC Patient 1 had our targeted product characteristics and biological activity and these **successfully translated** into strong clinical response

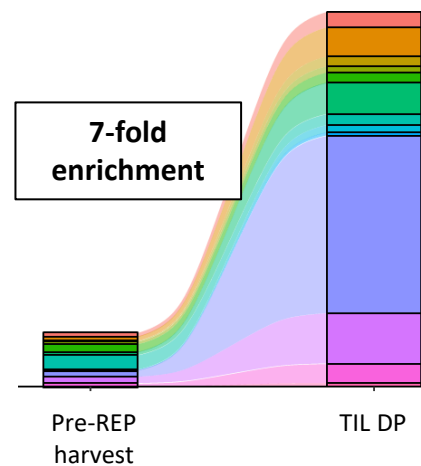
>1 billion total reactive T cells in the final drug product



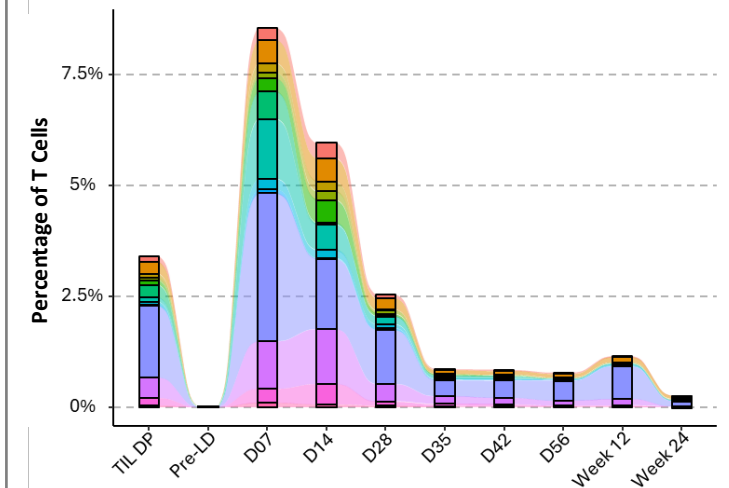
Both CD4+ and CD8+ T cell subtypes were enriched



Highly enriched for **multiple distinct tumor-reactive T cells**



13 reactive TCRs tracked in blood expanded and persisted in patient



TIDAL-01 Manufacturing Success Rate and Safety Are Consistent with Other Early Clinical Stage Cell Therapies



TIDAL-01 manufacturing success rate in CRC for patients with sufficient starting material¹



Target dose of 1E9 cells was exceeded in all CRC products manufactured

Patient	Dose
CRC 1	3 x 10 ¹⁰ cells
CRC 2	2 x 10 ¹⁰ cells
CRC 3	6 x 10 ⁹ cells
CRC 4	1 x 10 ¹⁰ cells



No new or unexpected safety observations specific to Selected TILs

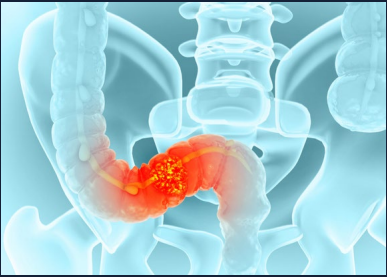


Safety profile was consistent with known AE profiles associated with the lymphodepletion regimen, IL-2 and pembrolizumab

Patient	Treatment regimen related SAEs
CRC 1	SAE ² G3 ³ pneumonitis related to pembro, resulted in pembro discontinuation
CRC 2	SAE G3 diabetic ketoacidosis related to pembro, resulted in pembro discontinuation
CRC 3	No treatment related SAEs observed
CRC 4	No treatment related SAEs observed

¹. Insufficient starting material denotes patients that had very little or no TILs in their resected tissue at the time of starting the manufacturing process resulting in inability to make a TIL product - of note, this issue is not unique to the selected TIL process and the nature of the starting material would not yield a successful bulk TIL product either. ². SAE = Serious Adverse Affect ³. G3 = Grade 3

Opportunity for Compelling Clinical Development Strategies



CRC

- 1 Build off preliminary success and continue to advance our Phase 1 study by **targeting enrollment** of CRC patients we believe are most likely to benefit from TIDAL-01 therapy
- 2 We also intend to develop TIDAL-01 in **earlier lines of treatment** in combination with chemotherapy to potentially treat an even more responsive patient population

We believe completion of Phase 1 study including expansion cohort has **potential to lead to registrational intent study in next 18-24 months**



Additional Indications

We are simultaneously advancing our Phase 1 studies in **head and neck cancer** and **uveal melanoma**

Selected TILs Have the Potential to be Transformative in the Treatment of CRC

TIDAL-01 shows promising clinical benefit in metastatic MSS CRC:

- In the first 4 patients we have seen a **25%** overall response rate (**ORR**) with durable clinical benefit and **50%** disease control rate (**DCR**) in a setting where patients are unresponsive to checkpoint inhibitors and have almost no treatment options
- **No new safety signals** were observed with TIDAL-01 and we have demonstrated the **ability to successfully manufacture** the product

TIDAL-01 findings are corroborated by academic clinical data for selected TILs in metastatic CRC:

- Clinical data from multiple studies at the NCI with selected TILs have also demonstrated responses in patients with metastatic CRC, strengthening the body of data for the approach in this indication

Taken together, the TIDAL-01 and academic clinical data demonstrate the potential for selected TILs to be a breakthrough treatment to address the large unmet medical need for patients with metastatic CRC

Building on the Promise of Selected TILs in Solid Tumors



Turnstone is building on success of recently FDA-approved TIL therapy in melanoma by developing **next-generation Selected TILs** to address additional high-medical need solid tumors



TIDAL-01 is currently enrolling Phase 1 trials in multiple solid tumor types including CRC, head and neck, and uveal melanoma



Initial TIDAL-01 interim data demonstrated promising clinical evidence for CRC supported by our biological hypothesis



Results to date help to **focus our TIDAL-01 strategy** for manufacturing and future clinical development to advance this potential new treatment for metastatic CRC



Thank You